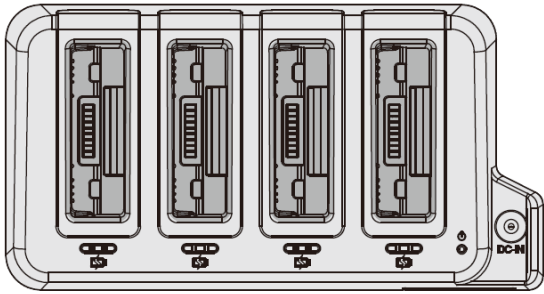


4-slot Battery Charger

- TB162 -



Quick Start Guide

V1.0

Package

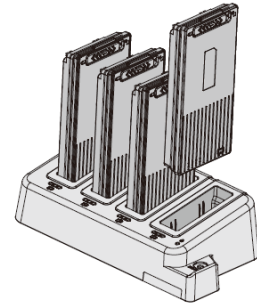
Please make sure the following contents are in the gift box. If something is missing or damaged, please contact your unitech representative.

The basic package contents

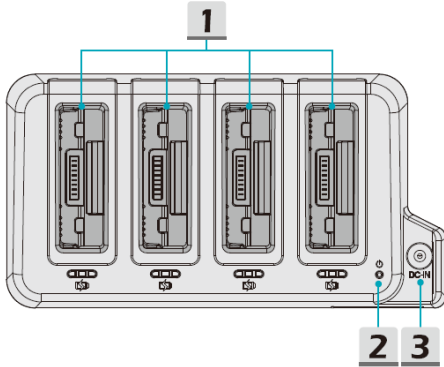
- TB162 4-slot battery charger
- Cable
- Adapter

Begin to use the tablet battery charger

For a new user of this Tablet Battery Charger, we would like to suggest you follow the illustrations below to begin to use the battery charger.

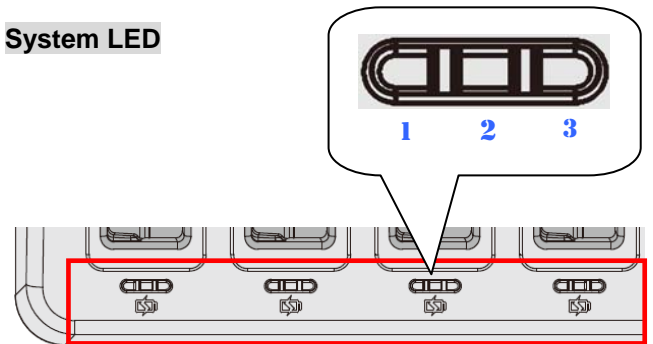


Product overview



| | |
|---|---|
| 1 | Battery Slot |
| 2 | Power LED <ul style="list-style-type: none"> ● Green LED glows when the power is on. ● LED goes off when the power is turned off. |
| 3 | DC-in |

System LED



| | |
|---|--|
| ● LED 1~3 each slot (from left to right) | |
| LED 1 : Charging indicator | ON: Battery installed and charging OFF: Battery not installed / installed but has problem |
| LED 2 : Fast charging indicator | ON: CV mode or battery capacity at 70%-75% OFF: CC, charging with 3A |
| LED 3 : Fully charged indicator | ON: Fully charged OFF: Not fully charged |